



# What have we been learning?

Week beginning: 5th February 2024


This week we have been writing captions and sentences about what we saw at the London Aquarium. We have been working hard to make sure that if we are writing a sentence, we are using a capital letter, finger spaces and a full stop. We are also making sure to remember that we say our sentence first, then we write our sentence, then we read it back to make sure it makes sense.




**Say it**




**Write it**




**Read it back**



I saw a crab.



Did I use capital letters, finger spaces and full stops?  
Does my sentence make sense?



In maths this week we have been continuing to learn about the numbers 6, 7, and 8. We have been looking at the different ways we can make 6, 7, and 8 e.g. 3 and 3 make 6, 5 and 1 make 6, 6 and 0 make 6. We sorted dominos into categories of either 6, 7 or 8.



## How can you help your child with their learning?

- Help your child find different ways to make 6, 7, and 8. You could use pasta shapes, teddies, or stones. Ask them: Can you find 6 pasta shapes? How can you make 6? Show them a group of 4 and 2—how else can I make 6? (3 and 3, 5 and 1). Repeat for 7 and 8. Encourage your child to show you different ways to make these numbers on their fingers too.
- Go for a walk and look at the world around you—what can you spot? First flowers are emerging, snowdrops, primroses and crocus, beetles and bees start to wake up as winter ends.