

St Eugene's Catholic Primary School

Termly Curriculum Information for Parents - Year 3

What your child will be learning about this summer term and how you can help at home

English

Writing:

This term, Year 3 will be studying a range of high quality narrative texts, including the exciting fiction writing of Anne Fine and Roald Dahl. The children will be reading the following texts: *The Twits* by Roald Dahl and *Diary of a Killer Cat* by Anne Fine. These high quality texts will be used to model writing, inspire the children's own writing and extend skills in vocabulary, grammar and spelling. We will be continuing to encourage the children to write for a purpose, e.g. retelling and writing stories, formal letters, instructions, poems and diary entries.

Linked with the children's history work, the children will be writing non-chronological reports about Ancient Egypt.

Grammar:

The children will learn how to use the following grammatical features in their writing: how to use prefixes, such as *super-*, *anti-*, and *-auto*; and how to express time, place and cause using conjunctions (e.g. *when*), adverbs (e.g. *then*, *next*), or prepositions (e.g. *before*, *after*). They will also extend their range of sentences with **more than one clause** by using a wider range of conjunctions (e.g. *when*, *if*, *because*, *although*).



Reading:

In daily Reading Practice lessons, the children will be developing their reading fluency, comprehension skills and ability to read with expression.

How you can help:

Encourage your child to read a variety of literature, including magazines and newspapers, letters, diary entries, poetry and fiction / non-fiction books written by different authors. Help your child to learn their spellings each week. Listen to your child read on a regular basis, asking them questions to make sure they have understood what they have been reading.

Visit the [BBC Bitesize Year 3 English](https://www.bbc.com/1/learning-english/primary/3) website with your child.



Maths:

This term, Year 3 will be learning the following:

Number: Fractions

Recognising and showing (using diagrams) equivalent fractions with small denominators; adding and subtracting fractions with the same denominator within one whole; comparing and ordering unit fractions and fractions with the same denominators; and solving problems that involve fractions.

Measurement: Time

Telling and writing the time from an analogue clock, estimating and reading time with increasing accuracy to the nearest minute; recording and comparing time in terms of seconds, minutes and hours; using vocabulary such as o'clock, a.m./p.m., morning, afternoon, noon and midnight; and knowing the number of seconds in a minute and the number of days in each month, year and leap year.

Geometry: Properties of shape

Drawing 2-D shapes and making 3-D shapes using modelling materials; recognising 3-D shapes in different orientations and describing them; recognising angles as a property of shape or a description of a turn; identifying right angles, recognising that two right angles make a half-turn, three make three quarters of a turn and four a complete turn and identifying whether angles are greater than or less than a right angle. Identifying horizontal and vertical lines and pairs of perpendicular and parallel lines.

How you can help: Help your child to learn and practice the **2, 3, 4, 5, 8 and 10 times tables**. Practise mental calculations by questioning your child on their times tables. Encourage your child to log on to *Times Tables Rockstars*: <https://ttrockstars.com> to practice for 10 minutes each day.

Visit the [BBC Bitesize Year 3 Maths](https://www.bbc.com/1/learning-english/primary/3) website for some Y3 maths consolidation.

Science

Plants

This term, Year 3 will be learning to observe, describe and identify the function of parts of a plant (roots, stems, flowers and leaves). The children will also be learning to explore what plants need to grow. They will be learning to describe in detail the similarities and differences in a variety of roots, and to relate these to the function of roots.

Working scientifically, Year 3 will be learning to explain their observations of water being transported in plants through the stem. They will be learning to make detailed observations of the similarities and differences in a variety of leaves, and relate these to the function of leaves. The children will also be learning to identify and compare parts of flowers and describe their functions. They will be learning to name the main stages of a flowering plant's life cycle: describing the process of insect pollination and explaining methods of seed dispersal. Year 3 will also be learning to create a dictionary of plant vocabulary.

Visit the **BBC Bitesize Year 3 Science** website for a selection of science videos.

Music



This term, Year 3 will be learning songs from around the world and making music using un-tuned percussion instruments, e.g. djembes, drums, shakers and tambourines. The children will be listening to a range of live music performed by visiting musicians, and listening to and learning about recorded hip hop music. They will also be learning about standard musical notation, including the treble clef and the semibreve.

Computing

This term, Year 3 will be learning about **Programming—Sequencing**. They will be introduced to the concept of programming and will learn to use a selection of motion, sound, and event blocks which they will use to create their own programs, featuring sequences.

Year 3 will also be learning to publish their work and to evaluate each other's work, sensitively suggesting how to change or improve a design.

How you can help: Have a conversation with your child about being safe online. For some informative and age appropriate videos to start conversations, visit the following website: https://www.thinkuknow.co.uk/8_10/



History

Ancient Civilisations: Egypt

This term, Year 3 will be learning to know the time and place of the earliest civilisations: they will be learning to explain what daily life was like in Ancient Egypt. The children will be learning to explain why the River Nile was so important in Ancient Egypt; to understand the religious beliefs of people in Ancient Egypt; to understand how and why the pyramids were built; and to understand how historians use evidence to make deductions.

Geography

Scotland


This term, Year 3 will be learning to understand key features of Scotland, including learning about the capital city, Edinburgh. The children will also be learning about rural life in Scotland.

Religious Education

May is the month of Mary: we will pray the Hail Mary prayer every day remembering Mary our mother in heaven.

To the ends of the Earth: The children will be reminded of the series of events after the Resurrection of Jesus. They will look at how Mass today mirrors Mass celebrated by the first disciples and the story of Emmaus where Jesus' friends recognised him when he blessed and broke the bread. The children will explore the mystery of the Holy Trinity, including works of art and symbolism, developing their sense of awe and wonder. The children will learn that through Mary, the Holy Spirit guided the first disciples and that Mary continues to guide our own prayers.

Dialogue and Encounter: The children will learn about the history of the story behind the Jewish festival of Passover, when the Hebrew people were liberated from slavery in Egypt. They will learn to make simple links between the Last Supper, Passover and the sharing of unleavened bread and wine at Mass with Jesus' instruction to "Do this in memory of me". The children will learn about the Muslim faith and how people of Islam live their faith according to the five central beliefs of faith, prayer, almsgiving, fasting and pilgrimage.



Art and design

Collage and Textiles (Stitching and Animal Collages)

This term, Year 3 will be learning to understand the significance of textiles in other cultures. The children will be learning to stitch and to make a collage. They will be learning to make collages out of newspaper.

Digital Media (Exploring Digital Images)

This term, Year 3 will be learning to create a digital collage. The children will be learning to alter images and explore scale and composition. They will be learning to alter images to create an original design based on traditional Greek art and to alter images in the style of Andy Warhol. Year 3 will also be learning to create a digital still-life collage.

Design Technology

The children will be exploring, designing, creating and evaluating **mini greenhouses** in their unit of work about **structures**.

Food Technology

Year 3 will be learning about the basic principles of a healthy and varied diet. The children will also use a range of cooking techniques to prepare **Spanish tapas (Montaditos)**.

PSHCE

This term, Year 3 will learn that similarities and differences between people arise as they grow and make choices, and that by living and working together, we create community. The children will learn what emotional well-being means; that positive actions help emotional well-being; and that emotions change as they grow up.

Year 3 will learn that talking to trusted people helps emotional well-being and about ways to maintain and develop good, positive, trusting relationships. The children will learn to recognise that images in the media do not always reflect reality and can affect how people feel about themselves. They will learn that some behaviour is wrong, unacceptable, unhealthy and risky, and that good friendship is when both persons enjoy each other's company and want what is truly best for the other.

Spanish

The children will be studying the following topics in this term's Spanish lessons, led by our specialist Spanish teacher: school; body and face; and descriptions. The children will also learn to sing Spanish songs and play Spanish games.

PE

This term, Year 3 will begin by learning cricket skills. They will then take part in an intensive two-week block of daily swimming lessons. **During the swimming period, children must bring their swimming costume/trunks, swimming cap, goggles and a towel to school each day.** After swimming, PE lessons will resume with a focus on athletics. Children must wear their full **PE kit every Tuesday** and **must** wear suitable plain black trainers.

How can I help at home?

Make it clear that you value homework – set aside a specific time and area for your child to work on their homework.

Encourage your child to **read a variety of texts**, not just books from school.

Listen to your child read and ask them **questions** about the text to help their **understanding**. For example, discuss what happened in the story. Ask your child questions about the story, such as, 'Would you make the same choices as the characters? Why? Why not?' Encourage your child to back up their opinion with evidence from the text. Please read with your child for at least 30 minutes a day.

Encourage your child to do **every day mathematics**, such as telling the time, using bus / train timetables or working out the total / change in a shop.

Help your child practise their **2, 3, 4, 5, 8 and 10 times tables**, so that they know them by heart.

Help your child to be organised:

- ◇ Have you got your **book bag**? Needs to be in school **every day**.
- ◇ Are **ALL** your reading books inside it?
- ◇ Have you completed your **homework**? Homework should be submitted on Google Classroom by **Wednesday**.

